



# 3M Corona Site-Specific Training Overview


February 8, 2023



# 3M Corona Online Site-Specific Training

**3M Industrial Mineral Products Division**  
Training Home System Requirements Course Catalog Administrator Contact Us

**Login**  
Username:  
camascote  
Password:  
\*\*\*\*\*  
[Forgot Password](#)  
**Submit >>**




**Welcome**

This site is a learning portal that gives you anytime, anywhere access to 3M eLearning courses hosted by Vivid Learning Systems. You must be pre-registered for these courses before you will be granted access - see your center Training Manager if you have questions about getting access.

If you need any assistance, click on [Contact Us](#) for more information.

Enter your **USER ID** and **PASSWORD** to access your learning profile

If you don't already have an account **Register Here**



© 2023 [Vivid Learning Systems](#) and 3M. All rights reserved. \ [Privacy statement](#) \ [Terms of use](#)

Division-Wide Safety Orientation Resources

**3M Science. Applied to Life.™**

**Welcome to 3M Industrial Mineral Products Division (IMPD)**

We need your active engagement and cooperation to achieve our vision and commitment to a Total Safety Culture that eliminates all injuries.


**This orientation is based on two fundamental principles:**

1. Training employees to work safely is essential
2. All injuries are preventable

We are all personally responsible for complying with all 3M Safety and Health Policies and be accountable for our actions. Working safely is a condition of employment, and you have the authority to address safety concerns, even if this means stopping operations.

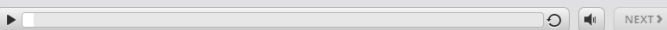
**Your management team:**

- Is dedicated and determined to provide a safe and healthy workplace
- Is responsible for the process of injury prevention and is accountable for its results
- Identifies safety improvement



**Menu** TRANSCRIPT

- ▶ Section 1 - Introduction
- ▶ Section 2 - Plant Access and Badges
- ▶ Section 3 - Cardinal Rules
- ▶ Section 4 - Lockout/Tagout
- ▶ Section 5 - Fall Protection
- ▶ Section 6 - Confined Space Entry
- ▶ Section 7 - Safety Devices
- ▶ Section 8 - Heavy Equipment
- ▶ Section 9 - Work Clothing and PPE
- ▶ Section 10 - Basic Respiratory Protection
- ▶ Section 11 - Hazardous Waste and C...
- ▶ Section 12 - Contractor Designated...



**3M**

Corona Site-Specific Training



**3M Rocks**

**Site-Specific Hazard Awareness Training**  
IMPD Corona, CA

**Menu**

- 1. Corona Site-Specific Training
  - 1.1. Site Specific Hazard Awareness Training
  - 1.2. Welcome to 3M Corona
  - 1.3. Environmental, Health & Safety
  - 1.4. Training Topics
  - 1.5. Mine Safety and Health Act
  - 1.6. 3M Designated Representative
  - 1.7. Contractor Representative
  - 1.8. 3M Employee Contact
  - 1.9. Signing In/Out
  - 1.10. Badges
  - 1.11. Vehicle Parking
  - 1.12. Traffic Signs
  - 1.13. Site Traffic Map
  - 1.14. Road Safety
  - 1.15. On Site Traffic Control
  - 1.16. Use of Horns on Site
  - 1.17. Authorized Areas
  - 1.18. Restrooms & Break Areas
  - 1.19. Work Areas
  - 1.20. Potential Safety Hazards
  - 1.21. PPE (Personal Protective Equipment)



# 3M Corona Visitor Site-Specific Training

## Visitor EHS Guide (Environmental, Health & Safety)



Industrial Mineral Products Division  
18570 Minnesota Rd.  
Corona, CA

Revised on 8/1/2022

1 | Page

Visitor Site-specific EHS Guide

### General EHS Requirements

Your 3M DR (Designated Representative) should be your primary point-of-contact while at the plant. If they are not available, contact the Area Supervisor or EHS staff as appropriate.

#### Personal Protective Equipment (PPE)

- A minimum of **hard hats, safety glasses and safety shoes** must be worn at all times while in the plant.
- Exceptions are offices, conference rooms, and break areas.
- Additional PPE, such as *hearing protection and respirators*, may also be required in designated areas.

Signs are posted in the areas where additional PPE is required.

#### Plant Access

- Sign in at the main gate when entering or leaving the plant.
- Visitors with a red **Escort Required** badge must *always* be accompanied by a 3M employee. Once site-specific training is complete; you will be issued a yellow **Non-Escort** badge.
- Badges must always be worn above the waist in a visible location while in the plant.

#### Tobacco Use Policy

Tobacco use is NOT permitted anywhere on our site. This includes smoking, chewing tobacco and e-cigarettes (vapes).

#### Plant Emergencies

Notify your 3M DR immediately if you have an emergency such as a spill, fire, explosion, or a medical or rescue situation.

#### Emergency Evacuation

Evacuate immediately to the carport near the #2 bridge and await further instructions. *Map on back page.*

#### Vehicle Parking

- Park your vehicles only in a designated parking area.
- Wheel chocks/stops are required for all vehicles in Maintenance and any other non-designated parking areas.

2 | Page

Visitor Site-specific EHS Guide

### General EHS Requirements

#### Site Traffic Control

- Obey all traffic signs while on the mine site.
- Various types of mobile equipment are used on site. Always use caution when crossing roads and railroad tracks.
- Never park or stop on railroad tracks. Obey any signals or directions from ground personnel.

#### Authorized Areas and Equipment Use

- Please stay in your assigned work and break areas.
- Non-3M personnel are not authorized to use 3M equipment.
  - This includes the use of any 3M vehicles such as fork trucks, aerial lifts, and pick-ups.
- If you need to go to another area in the plant or use 3M equipment, please contact your 3M DR.

#### Photo/Video/Audio Recording

Photos, video and audio recording are *prohibited* without the Plant Manager's prior approval.

#### Prohibited on 3M Property

- Firearms or explosives of any type.
- Possession, use, or being under the influence of alcohol or illegal drugs.

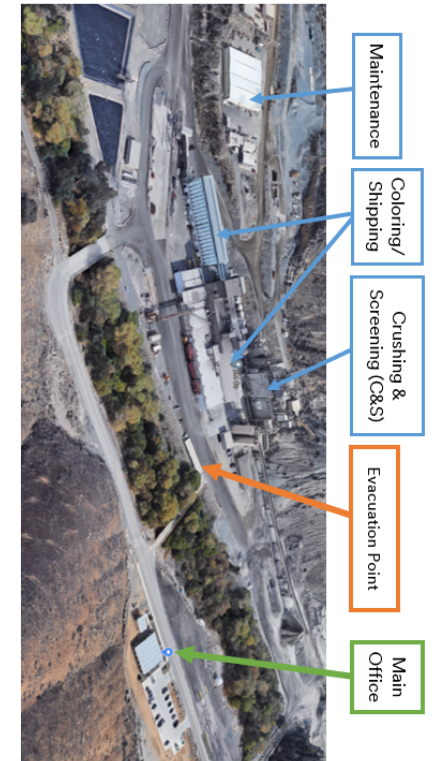
#### Environmental Management

- 3M Corona is an ISO 14001 certified company.
- This ISO standard sets criteria for our environmental management system that is used to evaluate environmental impacts and make improvements.
- Please read and become familiar with our Environmental Policy on the card provided with your badge.

3 | Page

Visitor Site-specific EHS Guide

### General EHS Requirements



Corona Site Map

4 | Page

Visitor Site-specific EHS Guide

# 3M Corona **Truck Driver** Site-Specific Training

## Corona Site Trucking Policies - All Drivers

- 1) All trucks must arrive at or prior to their scheduled load time to be considered on time. Proceed to truck staging area and wait to be called by the Shipping Team Leader.
- 2) Obey all traffic signs (ie. stop signs, speed limits, yield, etc.).
- 3) Watch for pedestrians in plant areas.
- 4) Trailers and trucks must be cleaned prior to arriving on site.  
ABSOLUTELY NO CLEANING or TRIMMING ON SITE unless approved by 3M Management.



- 5) **Maximum height** at load stations is **12 feet 5 inches**. Trucks over this height will not be loaded.
- 6) The use of all tobacco and smoke products, including electronic cigarettes, is prohibited everywhere on 3M property, including inside vehicles, regardless of ownership.
- 7) The following personal protective equipment is required when coming on site: **hard hat, safety glasses**. Guard Shack has loaners if needed. Close-toed shoes are required. No sandals or open-toed shoes are allowed.
- 8) Horns must be used on site at any time the truck begins to move, in either the forward or reverse direction. *Exception:* moving forward from a stop sign.
- 9) Ensure top hatches are OPEN and bottom hatches/latches are CLOSED and properly sealed before being loaded.
- 10) DO NOT stand on top of truck. Use the platform in staging area to access top of truck.
- 11) Cell phone use is prohibited at all times when the truck is in operation.
- 12) Use of cameras on site is prohibited at all times.
- 13) Park only in areas designated for truck staging and loading. All occupants are to stay in the truck while in loading areas, unless otherwise instructed by 3M personnel.
- 14) DO NOT block roadways or stop on railroad tracks. Use **caution** when crossing tracks.
- 15) Repair or maintenance of trucks is not allowed on site.
- 16) REVIEW paperwork for accuracy prior to signing.
- 17) Notify 3M if you need to leave the plant before the loading process is complete.

Failure to follow these rules will initially result in a warning to the driver and the trucking company, and further violations may result in the driver being prohibited from the site.

Trucking Co: \_\_\_\_\_

Print Name: \_\_\_\_\_

Sign Name: \_\_\_\_\_

Date: \_\_\_\_\_

Last revised 12/5/2022

## 3M Corona Reglas Para Camiones y Conductores

- 1) Todos los camiones deben llegar antes de su hora programada para estar considerados a tiempo. Dirijase al área de preparación del camión y espere a que lo llame el líder del equipo de envío.
- 2) Obedezca todas las señales de tráfico (es decir, señales de alto, límites de velocidad, señales de ceder el paso, etc.).
- 3) Esté atento a los peatones en las áreas de la planta.
- 4) Remolques y camiones deberán limpiarse antes de llegar a 3M.  
ABSOLUTAMENTE NO SE PERMITE LA LIMPIEZA o DECHARSE DE REMOLQUES EN TERRENOS DE 3M, a menos que sea aprobado por la gerencia de 3M.



- 5) **Altura máxima** en las estaciones de carga es de **12 pies 5 pulgadas**. No camión sobre esta altura se cargue.
- 6) El uso de Tabaco y todos los productos asociados, incluyendo cigarrillos prohibidos en los terrenos de 3M, incluido el interior de los vehículos, in sea el propietario.
- 7) Los siguientes equipos de protección personal son necesarios cuando se **casco duro, gafas de protección**. Zapatos con punta cerrada son requer sandalias o zapatos con la punta descubierta. El Guardia de entrada tiene PRESTAMO si es necesario.
- 8) Favor de tocar el claxon/bocina antes de que el camión se ponga en mov adelante o hacia atrás. *Excepción:* avanzando desde una señal de alto.
- 9) Asegúrese de que las escotillas superiores estén ABIERTAS y las escot CERRADOS y sellados correctamente antes de cargarlos.
- 10) NO se pare encima del camión. Use la plataforma en el área de estaciona parte superior del camión.
- 11) El uso de teléfono celular está prohibido en todo momento cuando el car
- 12) El uso de las cámaras está prohibido todo el tiempo.
- 13) Estacionamiento permitido sólo en las áreas designadas, y en las zonas d los ocupantes deben permanecer en el camión, mientras que en las zonas indique lo contrario por el personal de 3M.
- 14) NO bloquee las carreteras ni se detenga en las vías del tren. Tenga cuida
- 15) Reparación o mantenimiento de los camiones no está permitido en el sit
- 16) Revisar la documentación para comprobar su exactitud antes de firmar.
- 17) Notifique a 3M si necesita salir de la planta antes de que se complete el p

El incumplimiento de estas normas tendrá inicialmente como resultado conductor y la compañía de transporte. Violaciones adicionales a estas n la prohibición permanente del conductor en los terrenos de 3M.

Compañía de Camiones: \_\_\_\_\_

Nombre del Conductor: \_\_\_\_\_

Firma del Conductor: \_\_\_\_\_

Fecha: \_\_\_\_\_

Last revised 12/5/2022

ID	Driver Name	Carrier	Site Specific Training	Last Training Date
121	DOUGLAS	A-1 Site Company	<input checked="" type="checkbox"/>	02/04/2021
2049	LOPEZ	A-1 Site Company	<input checked="" type="checkbox"/>	10/06/2022
2196	LOPEZ	A-1 Site Company	<input type="checkbox"/>	08/02/2022
1780	LOPEZ	A-1 Site Company	<input type="checkbox"/>	05/29/2021
1709	LOPEZ	A-1 Site Company	<input type="checkbox"/>	
1923	LOPEZ	APEXBUS COMMODITIES INC.	<input checked="" type="checkbox"/>	08/30/2021
977	LOPEZ	APEXBUS COMMODITIES INC.	<input checked="" type="checkbox"/>	01/10/2023
2189	LOPEZ	APEXBUS COMMODITIES INC.	<input checked="" type="checkbox"/>	07/26/2022
139	LOPEZ	APEXBUS COMMODITIES INC.	<input checked="" type="checkbox"/>	01/06/2021
1809	LOPEZ	APEXBUS COMMODITIES INC.	<input type="checkbox"/>	
1120	LOPEZ	APEXBUS COMMODITIES INC.	<input checked="" type="checkbox"/>	09/07/2021
2074	LOPEZ	APEXBUS COMMODITIES INC.	<input checked="" type="checkbox"/>	02/26/2022
1069	LOPEZ	APEXBUS COMMODITIES INC.	<input checked="" type="checkbox"/>	01/18/2021
1967	LOPEZ	APEXBUS COMMODITIES INC.	<input checked="" type="checkbox"/>	06/28/2022
2035	LOPEZ	APEXBUS COMMODITIES INC.	<input checked="" type="checkbox"/>	10/13/2022
1804	LOPEZ	APEXBUS COMMODITIES INC.	<input checked="" type="checkbox"/>	05/02/2022
1952	LOPEZ	APEXBUS COMMODITIES INC.	<input type="checkbox"/>	
2071	LOPEZ	APEXBUS COMMODITIES INC.	<input checked="" type="checkbox"/>	02/23/2022
2108	LOPEZ	APEXBUS COMMODITIES INC.	<input checked="" type="checkbox"/>	04/06/2022
1935	LOPEZ	APEXBUS COMMODITIES INC.	<input checked="" type="checkbox"/>	07/21/2021
4	LOPEZ	APEXBUS COMMODITIES INC.	<input checked="" type="checkbox"/>	01/05/2021
1983	LOPEZ	APEXBUS COMMODITIES INC.	<input checked="" type="checkbox"/>	10/03/2022